

RX 70 Technical Data Diesel and LPG Forklift Trucks

RX 70-40

RX 70-45

RX 70-50

RX 70-50/600





		STILL	STILL	STILL	STILL	STILL	STILL	STILL	STILL	STILL	STILL	
Distinguishing marks	1.1	Manufacturer										
	1.2	Manufacturer's model designation		RX 70-40	RX 70-40 T	RX 70-45	RX 70-45 T	RX 70-50	RX 70-50 T	RX 70-50/600	RX 70-50/600 T	
	1.2.1	Manufacturer's type designation		7331	7335	7332	7336	7333	7337	7334	7338	
	1.3	Drive		Diesel	LPG	Diesel	LPG	Diesel	LPG	Diesel	LPG	
	1.4	Operation		Seated	Seated	Seated	Seated	Seated	Seated	Seated	Seated	
	1.5	Rated capacity	Q	kg	4000	4000	4500	4500	4999	4999	5000	5000
	1.6	Load centre	c	mm	500	500	500	500	500	500	600	600
	1.8	Load distance	x	mm	540	540	540	540	540	540	550	550
	1.9	Wheel base	y	mm	2005	2005	2005	2005	2070	2070	2125	2125
Weights	2.1	Service weight (incl. battery)		kg	6076	6076	6278	6278	6590	6590	7174	7174
	2.2	Axle loading, laden	front/rear	kg	8896/1180	8896/1180	9632/1146	9632/1146	10468/1122	10468/1122	11014/1160	11014/1160
	2.3	Axle loading, unladen	front/rear	kg	2821/3255	2821/3255	2798/3480	2798/3480	2955/3635	2955/3635	3308/3866	3308/3866
Tyres /chassis	3.1	Tyres			Superelastic	Superelastic	Superelastic	Superelastic	Superelastic	Superelastic	Superelastic	
	3.2	Tyre size	front	mm	250-15	250-15	28 x 12.5-15	28 x 12.5-15	28 x 12.5-15	28 x 12.5-15	28 x 12.5-15	28 x 12.5-15
	3.2	Tyre size	rear	mm	250-15	250-15	250-15	250-15	250-15	250-15	250-15	250-15
	3.5	Number of wheels (x = driven)	front/rear			2x/2	2x/2	2x/2	2x/2	2x/2	2x/2	2x/2
	3.6	Track width	front/rear	b ₁₀ /b ₁₁	mm	1136/1120	1136/1120	1210/1120	1210/1120	1210/1120	1210/1120	1210/1120
	4.1	Tilt of mast/fork carriage	forward/backward	α/β	°	6/7	6/7	6/7	6/7	6/7	6/7	6/7
Basic dimensions	4.2	Height	mast lowered	h ₁	mm	2400	2400	2400	2400	2400	2400	2400
	4.3	Free lift		h ₂	mm	160	160	160	160	160	160	160
	4.4	Lift		h ₃	mm	3180	3180	3180	3180	3180	2980	2980
	4.5	Height	mast raised	h ₄	mm	4187	4187	4187	4187	4187	4137	4137
	4.7	Height over overhead guard (cab)		h ₆	mm	2320	2320	2300	2300	2300	2300	2300
	4.8	Seat height rel. to SIP		h ₇	mm	1298	1298	1298	1298	1298	1298	1298
	4.12	Coupling height		h ₁₀	mm	496	496	496	496	496	496	496
	4.19	Overall length		l ₁	mm	4027	4027	4071	4071	4098	4098	4368
	4.20	Length including fork backs		l ₂	mm	3027	3027	3071	3071	3098	3098	3168
	4.21	Overall width		b ₁	mm	1380	1380	1506/1380 ¹	1506/1380 ¹	1506/1380 ¹	1506/1380 ¹	1506/1380 ¹
	4.22	Fork dimensions		s/e/l	mm	50/120/1000	50/120/1000	50/120/1000	50/120/1000	50/120/1000	50/120/1000	50/120/1000
	4.23	Fork carriage ISO 2328, Class/Form A, B				Cl. III, Form A	Cl. III, Form A	Cl. III, Form A	Cl. III, Form A	Cl. III, Form A	Cl. III, Form A	Cl. III, Form A
	4.24	Fork carriage width		b ₃	mm	1310	1310	1310	1310	1310	1310	1310
	4.31	Ground clearance under mast, laden		m ₁	mm	140	140	140	140	140	140	140
	4.32	Ground clearance, centre of wheel base		m ₂	mm	165	165	165	165	165	165	165
	4.34.1	Working aisle widths with pallet 1000 x 1200 crosswise		A _{st}	mm	4401	4401	4441	4441	4470	4470	4539
	4.34.2	Working aisle widths with pallet 800 x 1200 lengthways		A _{st}	mm	4601	4601	4641	4641	4670	4670	4739
4.35	Turning radius		W _a	mm	2661	2661	2701	2701	2730	2730	2789	
4.36	Smallest pivot point distance		b ₁₃	mm	737	737	737	737	746	746	754	
Performance data	5.1	Travel speed	laden/unladen	km/h	21/21	21/21	21/21	21/21	21/21	21/21	21/21	
	5.2	Hoist speed	laden/unladen	m/s	0.59/0.59	0.59/0.59	0.50/0.54	0.50/0.54	0.50/0.54	0.50/0.54	0.50/0.54	
	5.3	Lowering speed	laden/unladen	m/s	0.50/0.50	0.50/0.50	0.50/0.50	0.50/0.50	0.50/0.50	0.50/0.50	0.50/0.50	
	5.5	Traction	laden/unladen	N	22230/2080	22230/2080	22180/21150	22180/21150	22110/21720	22110/21720	22040/21940	22040/21940
	5.7	Gradeability	laden/unladen	%	22/35	22/33	21/34	21/32	20/33	20/31	19/32	19/30
	5.9	Acceleration time	laden/unladen	s	5.2/4.7	5.1/4.6	5.5/4.8	5.4/4.7	5.9/4.9	5.6/4.8	6.2/5.0	5.8/4.9
	5.10	Service brake				Mechanical/hydraulic	Mechanical/hydraulic	Mechanical/hydraulic	Mechanical/hydraulic	Mechanical/hydraulic	Mechanical/hydraulic	Mechanical/hydraulic
	7.1	Engine manufacturer				Deutz	VW	Deutz	VW	Deutz	VW	
	7.1.1	Type				TCD 2.9 L4	CKPA	TCD 2.9 L4	CKPA	TCD 2.9 L4	CKPA	
7.2	Engine rating to ISO 1585		kW	54	55	54	55	54	55	54	55	
7.3	Nominal speed		1/min	2200	2200	2200	2200	2200	2200	2200	2200	
7.4	Number of cylinders			4	4	4	4	4	4	4	4	
7.4.1	Swept volume		cm ³	2900	3600	2900	3600	2900	3600	2900	3600	
7.5	Fuel consumption according to VDI Cycle		l/h	4.1		4.3		4.6		4.8		
7.9	On-board voltage		V	12	12	12	12	12	12	12	12	
8.1	Drive control				Diesel-electric	Diesel-electric	Diesel-electric	Diesel-electric	Diesel-electric	Diesel-electric	Diesel-electric	
Miscellaneous	10.1	Working pressure for attachments		bar	250	250	250	250	250	250	250	
	10.2	Oil volume for attachments		l/min	30	30	30	30	30	30	30	
	10.4	Volume fuel tank		kg	56	22	56	22	56	22	56	
	10.7	Sound pressure level ² L _{90AZ} (driver's seat)		dB(A)	<75	<76	<75	<76	<75	<76	<75	<76
	10.7.1	Sound power level LWAZ (work cycle)		dB(A)	<98	<99	<98	<99	<98	<99	<98	<99
		Human vibrations ³ : in accordance with EN 13059		m/s ²	0.47	0.47	0.47	0.47	0.47	0.47	0.47	0.47
10.8	Towing coupler, Type/Model DIN				Pin	Pin	Pin	Pin	Pin	Pin	Pin	

¹ With reduced basic load capacity and/or restricted lifting height

² With cab; higher sound level without cab

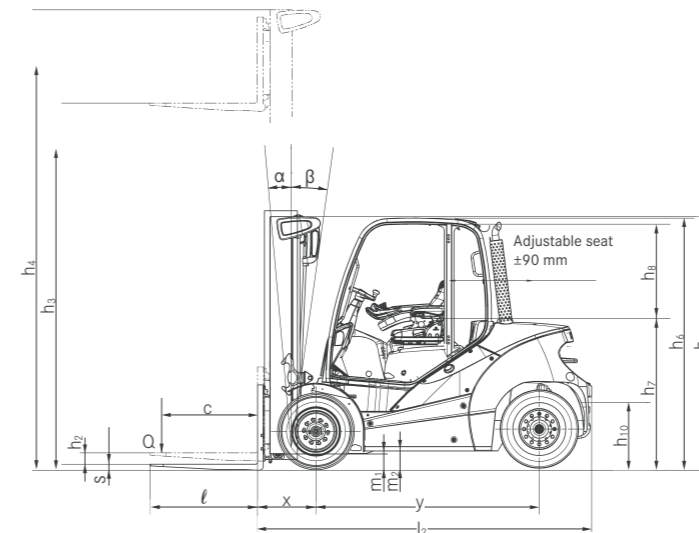
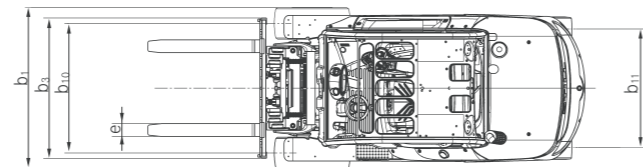
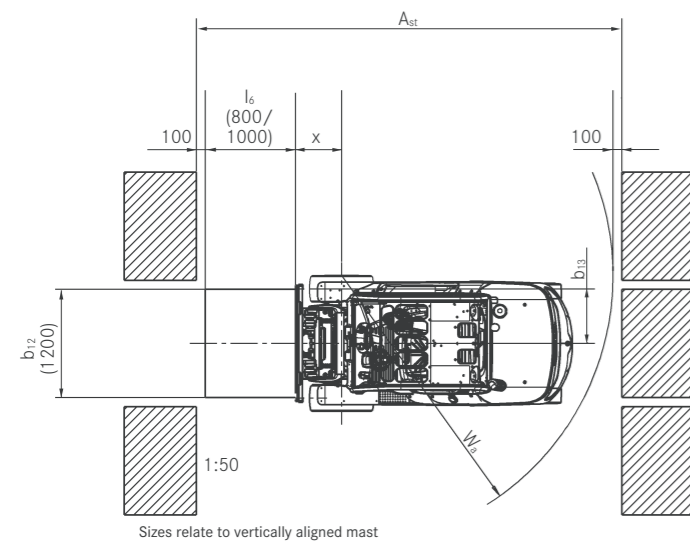
³ With standard driver's seat

RX 70-40/50 Diesel and LPG Forklift Trucks
Mast Tables



		Telescopic mast								Triplex mast										
RX 70-40 - RX 70-40 T	Nominal lift	h_3	mm	2980	3180	3480	3680	4080	4480	4880	4030	4330	4630	5080	5380	5980	6580	7180		
	Overall height	h_1	mm	2300	2400	2550	2650	2850	3050	3250	2150	2250	2350	2500	2600	2800	3000	3200		
	Free lift	h_5	mm	160	160	160	160	160	160	160	1390	1490	1590	1740	1840	2040	2240	2440		
	Maximum height	h_4	mm	3762	3962	4262	4462	4862	5262	5662	4835	5135	5435	5885	6185	6785	7385	7985		
	Tilt of mast/fork carriage	forward/backward	α/β	°	6/7								6/7							
	Fork lock-in position centre-centre		mm	191/368/572/673/978 (fork carriage 1310/1410 mm)/1080 (fork carriage 1410 mm)								191/368/572/673/978 (fork carriage 1310/1410 mm)/1080 (fork carriage 1410 mm)								
	Tyres	front/rear		250-15 (7.00-15 Twin tyres) / 250-15								250-15 (7.00-15 Twin tyres) / 250-15								
	Track	front/rear	b_{10}/b_{11}	mm	1136 (1364 Twin tyres) / 1120								1136 (1364 Twin tyres) / 1120							
	Maximum width		b_1	mm	1380 (1769 Twin tyres)								1380 (1769 Twin tyres)							
		Telescopic mast								Triplex mast										
RX 70-50 - RX 70-50 T	Nominal lift	h_3	mm	2980	3180	3480	3680	4080	4480	4880	4030	4330	4630	5080	5380	5980	6580	7180		
	Overall height	h_1	mm	2300	2400	2550	2650	2850	3050	3250	2150	2250	2350	2500	2600	2800	3000	3200		
	Free lift	h_5	mm	160	160	160	160	160	160	160	1238	1338	1590	1740	1840	2040	2240	2440		
	Maximum height	h_4	mm	3987	4187	4487	4687	5087	5487	5887	4987	5287	5587	6037	6337	6937	7537	8137		
	Tilt of mast/fork carriage	forward/backward	α/β	°	6/7								6/7							
	Fork lock-in position centre-centre		mm	191/368/572/673/978 (fork carriage 1310/1410 mm)/1080 (fork carriage 1410 mm)								191/368/572/673/978 (fork carriage 1310/1410 mm)/1080 (fork carriage 1410 mm)								
	Tyres	front/rear		28 x 12.5-15 (7.00-15 Twin tyres) / 250-15								28 x 12.5-15 (7.00-15 Twin tyres) / 250-15								
	Track	front/rear	b_{10}/b_{11}	mm	1210 (1364 Twin tyres) / 1120								1210 (1364 Twin tyres) / 1120							
	Maximum width		b_1	mm	1506 (1769 Twin tyres)								1506 (1769 Twin tyres)							
		Telescopic mast								Triplex mast										
RX 70-45 T	Nominal lift	h_3	mm	2980	3180	3480	3680	4080	4480	4880	4030	4330	4630	5080	5380	5980	6580			
	Overall height	h_1	mm	2300	2400	2550	2650	2850	3050	3250	2150	2250	2350	2500	2600	2800	3000			
	Free lift	h_5	mm	160	160	160	160	160	160	160	1238	1338	1590	1740	1840	2040	2240			
	Maximum height	h_4	mm	3987	4187	4487	4687	5087	5487	5887	4987	5287	5587	6037	6337	6937	7537			
	Tilt of mast/fork carriage	forward/backward	α/β	°	6/7								6/7							
	Fork lock-in position centre-centre		mm	191/368/572/673/978 (fork carriage 1310/1410 mm)/1080 (fork carriage 1410 mm)								191/368/572/673/978 (fork carriage 1310/1410 mm)/1080 (fork carriage 1410 mm)								
	Tyres	front/rear		28 x 12.5-15 (7.00-15 Twin tyres) / 250-15								28 x 12.5-15 (7.00-15 Twin tyres) / 250-15								
	Track	front/rear	b_{10}/b_{11}	mm	1210 (1364 Twin tyres) / 1120								1210 (1364 Twin tyres) / 1120							
	Maximum width		b_1	mm	1506 (1769 Twin tyres)								1506 (1769 Twin tyres)							
		Telescopic mast								Triplex mast										
RX 70-50/600 - RX 70-50/600 T	Nominal lift	h_3	mm	2780	2980	3280	3480	3880	4280	4680	3730	4030	4330	4730	5080	5680	6280	6880		
	Overall height	h_1	mm	2300	2400	2550	2650	2850	3050	3250	2150	2250	2350	2500	2600	2800	3000	3200		
	Free lift	h_5	mm	160	160	160	160	160	160	160	1130	1230	1330	1480	1580	1780	1980	2180		
	Maximum height	h_4	mm	3887	4087	4387	4587	4987	5387	5787	4795	5095	5395	5845	6145	6745	7345	7945		
	Tilt of mast/fork carriage	forward/backward	α/β	°	6/7								6/7							
	Fork lock-in position centre-centre		mm	191/368/572/673/978 (fork carriage 1310/1410 mm)/1080 (fork carriage 1410 mm)								191/368/572/673/978 (fork carriage 1310/1410 mm)/1080 (fork carriage 1410 mm)								
	Tyres	front/rear		28 x 12.5-15 (7.00-15 Twin tyres) / 250-15								28 x 12.5-15 (7.00-15 Twin tyres) / 250-15								
	Track	front/rear	b_{10}/b_{11}	mm	1210 (1364 Twin tyres) / 1120								1210 (1364 Twin tyres) / 1120							
	Maximum width		b_1	mm	1506 (1769 Twin tyres)								1506 (1769 Twin tyres)							

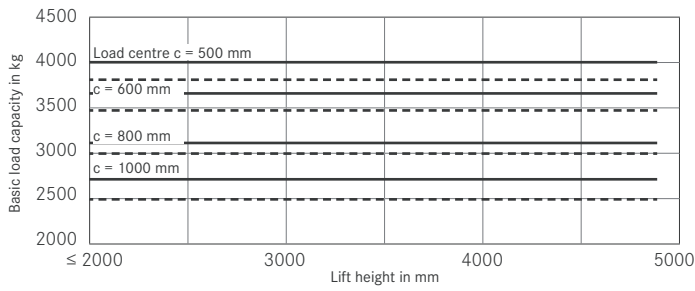
Technical Drawings



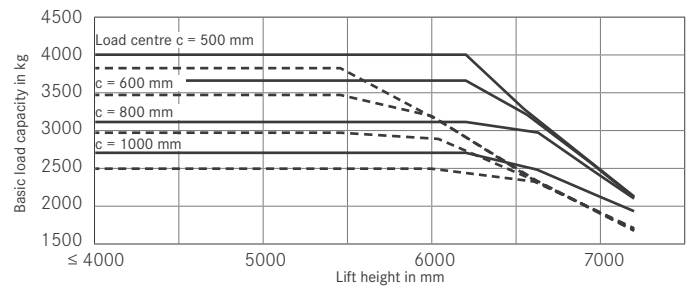
RX 70-40/50 Diesel and LPG Forklift Trucks

Basic Load Capacities

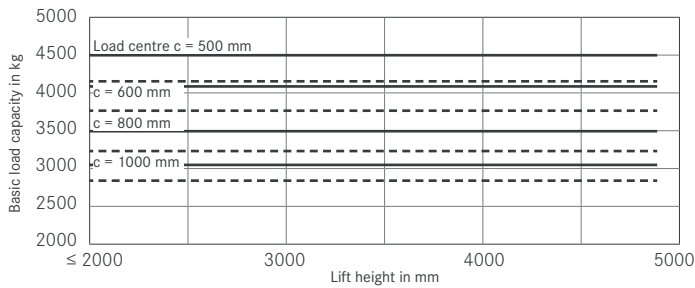
RX 70-40 Telescopic mast
single Superelastic tyres



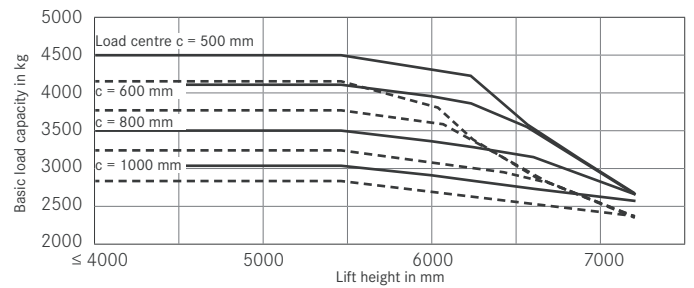
RX 70-40 Triplex mast
single Superelastic tyres



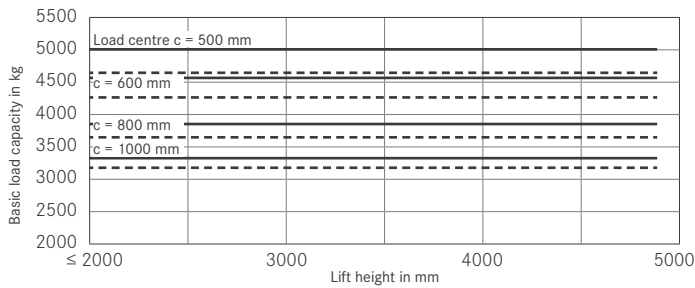
RX 70-45 Telescopic mast
single Superelastic tyres



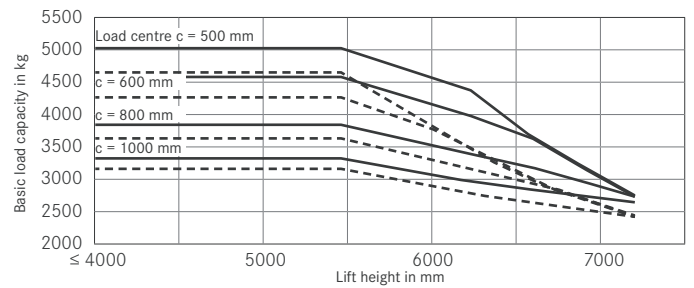
RX 70-45 Triplex mast
single Superelastic tyres



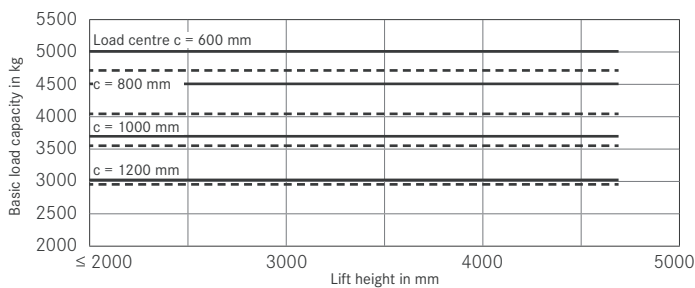
RX 70-50 Telescopic mast
single Superelastic tyres



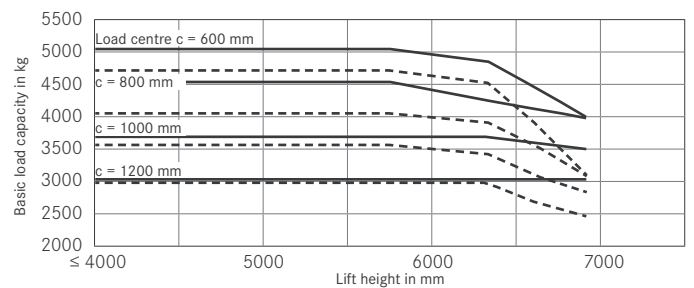
RX 70-50 Triplex mast
single Superelastic tyres



RX 70-50/600 Telescopic mast
single Superelastic tyres



RX 70-50/600 Triplex mast
single Superelastic tyres



— With standard forks - - - With integrated side shifter and standard forks
The values indicated may vary depending on the truck's features

RX 70-40/50 Diesel and LPG Forklift Trucks
The benchmark for efficiency



RX 70-40/50 Diesel and LPG Forklift Trucks
Detailed Photos



Maximum visibility thanks to numerous windows and narrow overhead guard profiles



Additional protective grille roof



High comfort thanks to high-quality driver's seat



Always the best view of the load and forks thanks to narrow mast profiles



Precise and fatigue-free working with the Joystick 4Plus



Wide, unrestricted entry and exit area



Also available as an LPG variant



Good servicing and maintenance access

RX 70-40/50 Diesel and LPG Forklift Trucks

The benchmark for efficiency

High availability, longer service life and low operating costs thanks to diesel-electric drive

Individually adjustable: driving and lifting behaviour can be tailored to operational circumstances and driver preferences

Modern, easy-servicing DEUTZ industrial diesel engine complies with the emission standard with just an oxidation catalyst and no diesel particle filter



The RX 70 40-50 IC trucks with a load capacity of up to five tonnes have been fitted with a diesel-electric drive. This combines the advantages of a powerful internal combustion engine with the precision of an electric drive, guaranteeing high availability, a longer service life and lower operating costs. With their compact design and high manoeuvrability coupled with sensitive transmission and lifting control, the RX 70 40-50 IC trucks enable top handling performance. The driving and lifting behaviour can be adjusted to operational circumstances or driver preferences. All drive components are encapsulated to provide protection against dust and water penetration.

As a result the trucks are perfect for a range of applications, including indoor and outdoor use in the construction industry, building materials sector and wood processing, the metalworking industry and the food and drinks industry. Customers in the logistics and freight-carrier industries also stand to benefit. The bend-proof and torsionally rigid mast allows safe load handling, even for heavy loads with a high residual load capacity. The comfortable driver's cab incorporates the latest ergonomic criteria to combat fatigue and improve safety. Five driving programmes are available. The Blue-Q energy-saving mode cuts energy consumption by 10 per cent with no loss of performance.

Extensive Equipment

Power

- Can lift up to five tonnes with a load centre of 600 mm
- Diesel-electric drive with powerful industrial engines: high availability, longer service life and low operating costs
- Move goods effectively: driving speed of up to 21 km/h
- High delivery volume at low engine speeds due to electrically controlled hydraulic pump
- Safe load handling even with heavy loads due to robust, bend-proof and torsionally rigid mast

Precision

- Select maximum turnover or maximum efficiency: five driving programmes leave you in control
- Speed, acceleration and braking can all be individually set
- Powerful and precise hydraulic operation reduces breakages: safe load handling thanks to sensitive and direct hydraulic control

Ergonomics

- Spacious, comfortable driver's cab that can be individually set up and offering numerous storage compartments
- Premium driver's seat offers the best seat ergonomics
- Safe and comfortable entry and exit due to large, non-slip and clearly visible step
- Choose from a range of individual control options: mini-lever, Fingertip or Joystick 4Plus

Compactness

- Ideal for confined spaces thanks to smaller working widths
- Optimal visibility over the truck contours due to narrow overhead guard profile struts and large windows
- Low operating forces and easy truck handling due to small steering wheel and nimble steering axle

Safety

- Perfect all-round view: narrow mast profile and large viewing windows on all sides
- Asymmetrically offset driver's seat affords excellent visibility over load and fork carriage
- Optimal stability thanks to low centre of gravity (truck)
- Convenient step and grab handles ensure high operator safety
- Robust, bend-proof and torsionally rigid mast brings added safety for drivers and the environment

Environmental Responsibility

- Reduction of operating costs and CO₂ emissions
- Low emissions: complies with 97/68/EC 3b even without a diesel particle filter
- Blue-Q energy-saving mode allows energy savings of up to 10 per cent at the press of a button with no loss of performance
- Over 95 per cent of all installed materials are recyclable

RX 70-40/50 Diesel and LPG Forklift Trucks
Equipment Variants



	RX 70-40	RX 70-40 T	RX 70-45	RX 70-45 T	RX 70-50	RX 70-50 T	RX 70-50/600	RX 70-50/600 T
Driver's cab	Impact-absorbing driver's seat for optimal comfort on uneven routes	●	●	●	●	●	●	●
	Steel protective roof (height approx. 2,325 mm)	●	●	●	●	●	●	●
	Low protective roof (height approx. 2,215 mm)	○	○	○	○	○	○	○
	High protective roof (height approx. 2,725 mm)	○	○	—	○	—	○	—
	Weather protection design in different variants	○	○	○	○	○	○	○
	Driver's cab	○	○	○	○	○	○	○
	Tarpaulin cab	○	○	○	○	○	○	○
	Tinted front windscreen, rear and front windows, windscreen washing/wiping facility	○	○	○	○	○	○	○
	Single-pedal transmission control	●	●	●	●	●	●	●
	Double-pedal transmission control	○	○	○	○	○	○	○
	Built-in storage and drink holder	●	●	●	●	●	●	●
	Display and function buttons protected from water spray	●	●	●	●	●	●	●
	Writing pad with clipboard (removable) and lighting	○	○	○	○	○	○	○
	Grammer driver's seat with leatherette cover	●	●	●	●	●	●	●
	Comfort driver's seat with textile cover and lumbar support	○	○	○	○	○	○	○
	Exclusive driver's seat with leatherette or textile cover, mechanical or airsprung, extra-wide seat pad, large suspension travel, lumbar support, height-adjustable back extension and heated seat	○	○	○	○	○	○	○
	Horizontal spring plate for driver's seat to minimise human vibrations	○	○	○	○	○	○	○
	Document pocket on the seat back	○	○	○	○	○	○	○
	Roof liner with interior lighting	○	○	○	○	○	○	○
	Radio/MP3 player with USB connection	○	○	○	○	○	○	○
	Adjustable roof window	○	○	○	○	○	○	○
	Protective sunshade and sun blind	○	○	○	○	○	○	○
	Water heating with blower and defroster nozzles for front windscreen and footwell	○	○	○	○	○	○	○
	Air conditioning	○	○	○	○	○	○	○
Mast	Telescopic free view mast	○	○	○	○	○	○	○
	Triplex free view mast	○	○	○	○	○	○	○
	Fork wear protection	○	○	○	○	○	○	○
	Different fork carriage widths and integrated side shifter	○	○	○	○	○	○	○
	Load backrest	○	○	○	○	○	○	○
	Automatic mast vertical position	○	○	○	○	○	○	○
	Hydraulic accumulator in the lifting cylinder to attenuate pressure peaks in the hydraulic system	○	○	○	○	○	○	○
	Angle of incline 6/7° front/rear incline	●	●	●	●	●	●	●
Tyres	Bellows protect the tilt cylinder from dust and moisture	○	○	○	○	○	○	○
	Superelastic tyres, SIT system, single or twin	●	●	●	●	●	●	●
	Superelastic tyres, SIT system, natural colour or anti-static	○	○	○	○	○	○	○
Hydraulics	Pneumatic tyres, single or twin	○	○	○	○	○	○	○
	Proportional valve technology for especially sensitive movements	●	●	●	●	●	●	●
	Joystick 4Plus or Fingertip	○	○	○	○	○	○	○
	Up to three hydraulic circuits for controlling accessories	○	○	○	○	○	○	○
	Custom parametrisation of hydraulic functions	●	●	●	●	●	●	●
	Mini-lever with armrest, two levers	○	○	○	○	○	○	○
Drives	Mini-lever with armrest, three or four levers	○	○	○	○	○	○	○
	Five driving programmes for different driving and braking behaviour	●	●	●	●	●	●	●
	Blue-Q energy-saving mode	●	●	●	●	●	●	●
	Smooth acceleration and reversing	●	●	●	●	●	●	●
	Maintenance-free drives for driving, steering and lifting	●	●	●	●	●	●	●
	Travel and lift drive components enclosed to protect against dust and dirt	●	●	●	●	●	●	●
	Dry air filter with maintenance indicator	●	●	●	●	●	●	●
	Additional air filter or cyclone pre-separator	○	○	○	○	○	○	○
	Gas forklift with LPG cylinders	—	●	—	●	—	●	—
	LPG tank 70 litres	—	○	—	○	—	○	—
	Automatic engine shutdown	○	○	○	○	○	○	○
	Engine preheating via external power connection	○	○	○	○	○	○	○
Brake	Regulated 3-way catalytic converter	—	○	—	○	—	○	—
	Diesel particle filter	○	—	○	—	○	—	○
	Wear-free disc brakes that run in an oil bath	●	●	●	●	●	●	●
Safety	Electromechanical parking brake	○	○	○	○	○	○	○
	Hydraulic parking brake	●	●	●	●	●	●	●
	Forklift has low centre of gravity and steering axle with high self-aligning bearing for optimum levels of safety	●	●	●	●	●	●	●
	Protective grille roof	○	○	○	○	○	○	○
	Narrow protective roof profile for an optimum all-round view	●	●	●	●	●	●	●
	Easybelt restraint system for quick and safe fastening and unfastening	○	○	○	○	○	○	○
	IWS restraint system with strap opening located on both sides	○	○	○	○	○	○	○
	Lighting system in halogen or LED design, approvable	○	○	○	○	○	○	○
	Working lights in halogen or LED design	○	○	○	○	○	○	○
	Roof window in rear protective roof area, improved visibility when reversing	●	●	●	●	●	●	●
	Flashing warning light	○	○	○	○	○	○	○
	STILL Safety Light warning device, illuminated blue	○	○	○	○	○	○	○
	Seat belt control, drive unit only enabled when seat belt is fastened	○	○	○	○	○	○	○
	Speed limiter adjustable by driver	○	○	○	○	○	○	○
	Tempomat cruise control	○	○	○	○	○	○	○
Load measuring with ±5 per cent precision	○	○	○	○	○	○	○	
FleetManager: access authorisation, shock detection, reports, OptiTruck	○	○	○	○	○	○	○	

● Standard ○ Optional — Not available

STILL



STILL Materials Handling Ltd
Aston Way
Leyland Preston
PR26 7UX
Tel.: +44 (0)845 603 6827

STILL Materials Handling Ltd
Jacks Way
Hill Barton
Business Park
Clyst St. Mary
Exeter
EX5 1FG
Tel.: +44 (0)345 603 6827
info@still.co.uk
For further information please visit:
www.still.co.uk



STILL is certified in the following areas: Quality management, occupational safety, environmental protection and energy management.



first in intralogistics